



ARDENA LED Street Lantern

DAYLIGHT / 6500K

COOL WHITE / 4000K



MODERN AND INNOVATIVE

Modern Design with Round Edge Shape.



ADJUSTABLE ANGLE

120° Adjustable Angle for Adjusting the Angle More Precisely.



AERODYNAMIC SHAPE

Tested To Withstand Strong Wind.



EXCELLENT HEAT DISSIPATION

Air Convection Design To Release Heat Inside The Lamp for Ensuring Excellent Heat Dissipation.



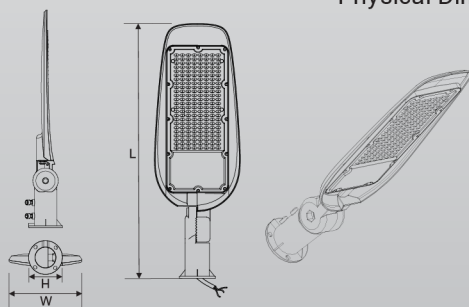
CORROSION AND RUSTING RESISTANCE

Professional Outdoor Painting, Stainless Steel Components, Anti-Corrosion And Anti-Rusting in Harsh Environment.

LED Specification

Model	Power (Watt)	Input Voltage	Power Factor	Surge Protection	CCT	Lumen	CRI	Material	Beam Angle	Lamp Type	Work Temp	IP Rating
MLX-SL01-50	50W	AC 185-265V 50/60Hz	>0.9	6KV	6500K / 4000K	5000LM	>80	ADC#12 Aluminium Alloy	90x130°	LED 2835	-20°C—+50°C	IP 65
MLX-SL01-100	100W					10000LM						
MLX-SL01-150	150W					15000LM						
MLX-SL01-200	200W					20000LM						

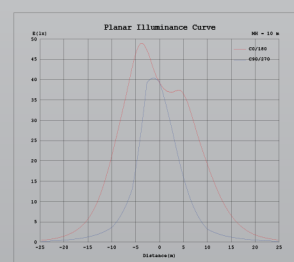
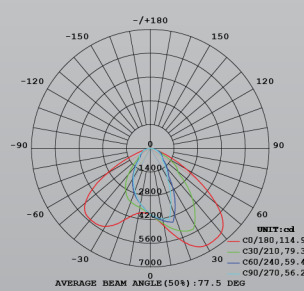
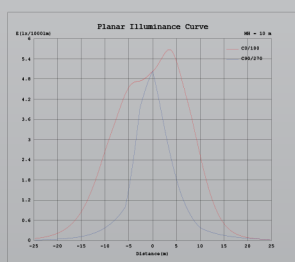
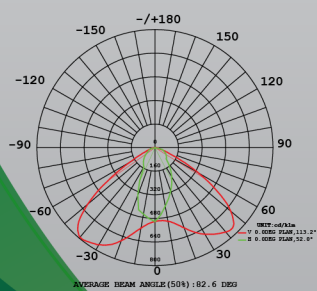
Physical Dimensions

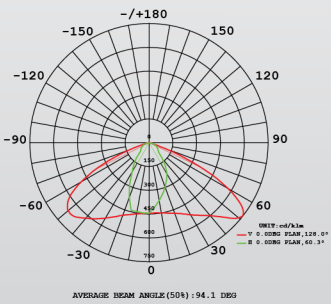


Dimensions (mm) (LxWxH)

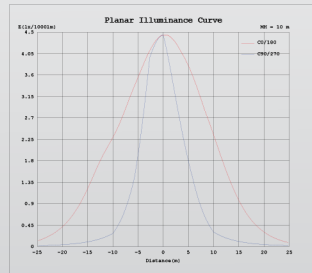
MLX-SL01-50	486.5 x 151.2 x 88mm
MLX-SL01-100	564 x 189.1 x 88mm
MLX-SL01-150	638 x 210 x 97mm
MLX-SL01-200	695 x 235 x 97mm

Light Distribution Curve

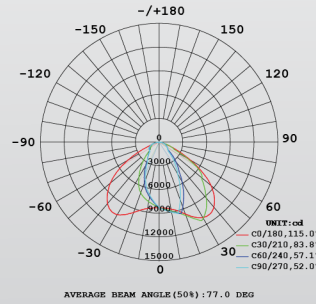




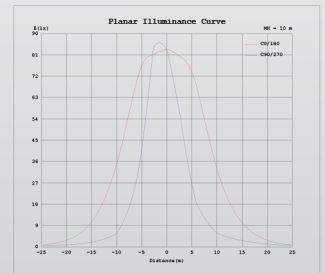
150W- Luminous Intensity Distribution



150W Planar Illuminance Curve



200W- Luminous Intensity Distribution



200W Planar Illuminance Curve



- ISO
9001:2015
- CB
- CE
- RoHS
- AC 185-265V
50/60Hz
- 90x130°
- Ra
>80
- IP65
- 0.9
PF
- UP TO
6KV
SPD