



VENTURA LED ROUND PANEL LIGHT

DAYLIGHT / 6500K

COOL WHITE / 4000K

WARM WHITE / 3000K



INTEGRATED DESIGN

Modern Design With Built-in Driver.



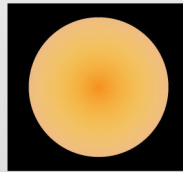
HIGH LUMEN EFFICIENCY

High Quality SANAN, SMD 2835 Chips.




GREEN ENERGY

Low Heat Emission, Eco-friendly And Safe For Eyes.



WARM WHITE

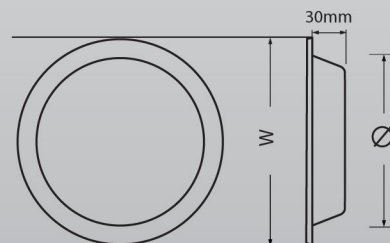


COOL WHITE



DAYLIGHT

Model	Power	Lamp Type	CCT	Lumen	CRI	Beam Angle	Useful Life	Power Factor	Operating Temperature	Main Voltage	Hole Size
MLX-RPL01-9	9W	SANAN SMD 2835	6500K / 4000K / 3000K	720LM / 720LM / 650LM	>80	120°	20,000 hours	0.5	-20°C ~+50°C	AC 220-240V ~50/60Hz	Ø105
MLX-RPL01-12	12W		6500K / 4000K / 3000K	960LM / 960LM / 870LM							Ø125
MLX-RPL01-15	15W		6500K / 4000K / 3000K	1200LM / 1200LM / 1080LM							Ø150
MLX-RPL01-24	24W		6500K / 4000K / 3000K	1920LM / 1920LM / 1730LM							Ø200



Diameter x Width	
MLX-RPL01-9	Ø105 x 125mm
MLX-RPL01-12	Ø125 x 145mm
MLX-RPL01-15	Ø150 x 175mm
MLX-RPL01-24	Ø200 x 225mm





VENTURA LED SQUARE PANEL LIGHT

DAYLIGHT / 6500K COOL WHITE / 4000K WARM WHITE / 3000K



INTEGRATED DESIGN

Modern Design With Built-in Driver.




HIGH LUMEN EFFICIENCY

High Quality SANAN, SMD 2835 Chips.



GREEN ENERGY

Low Heat Emission, Eco-friendly And Safe For Eyes.



WARM WHITE

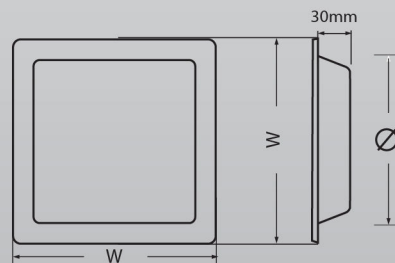


COOL WHITE



DAYLIGHT

Model	Power	Lamp Type	CCT	Lumen	CRI	Beam Angle	Useful Life	Power Factor	Operating Temperature	Main Voltage	Hole Size
MLX-SPL01-9	9W	SANAN SMD 2835	6500K / 4000K / 3000K	720LM / 720LM / 650LM	>80	120°	20,000 hours	0.5	-20°C ~+50°C	AC 220-240V ~50/60Hz	Ø105
MLX-SPL01-12	12W		6500K / 4000K / 3000K	960LM / 960LM / 870LM							Ø125
MLX-SPL01-15	15W		6500K / 4000K / 3000K	1200LM / 1200LM / 1080LM							Ø150
MLX-SPL01-24	24W		6500K / 4000K / 3000K	1920LM / 1920LM / 1730LM							Ø200



Diameter x Width	
MLX-SPL01-9	Ø105 x 125mm
MLX-SPL01-12	Ø125 x 145mm
MLX-SPL01-15	Ø150 x 175mm
MLX-SPL01-24	Ø200 x 225mm

